



REFRIGERATION PRODUCTS



Viking Range, LLC

111 Front Street

Greenwood, Mississippi 38930 USA

(662) 455-1200

For product information,

call 1-888-845-4641,

or visit vikingrange.com.



PROUDLY MADE IN GREENWOOD, MS USA



Follow us on    



Overchilled Chardonnay will underwhelm any pairing. And there are no recipes calling for not-quite-fresh cilantro. Refrigeration is every bit as crucial to the kitchen as broilers and burners. So Viking offers a complete line of refrigeration products to complement the high-performance kitchen with exceptional features and design.

The refrigerator/freezers keep fruits, vegetables, and meats in ideal climate conditions. All refrigerator and all freezer units offer extra-large capacity and dedicated performance. Refrigerated drawers add 5.3 cubic feet of convenient cold storage to your cabinetry. And undercounter wine cellars keep bottles chilled within easy reach. The undercounter ice machine supplies more than enough ice for just about any occasion. Refrigerated beverage centers provide handy cold storage indoors or out.

Of course, the refrigeration line offers enough features, options, and configurations to create the coolest kitchen you could ever imagine.



Built-in 36" wide QuietCool™ bottom freezers



These refrigerator/freezers don't just store your food. They protect it. A range of steady temperatures maintains the freshness of all your essential items – everything from cheese to meat. Variable moisture settings provide the perfect environment for both fresh leafy greens and crisp summer fruits. And the freezer rolls out like a drawer, allowing easy access to even the bulkiest items.

All this and a compressor so quiet, you'll never know it's there.

Professional features – refrigerator

- ProChill™ Temperature Management System
 - Variable Speed DC Overdrive™ Compressor is one of the quietest, most technologically advanced compressors available
 - Electronic controls maintain temperature within 1 degree F (0.83 degree C)
 - Multi-channel airflow system and Odor Eliminator™ Evaporator remove odors and excess humidity
 - Plasmacluster™** ion air purifier
 - Eliminates airborne bacteria and mold spores
 - Removes odors
 - Enhances food preservation
 - Never needs replacing/no filter required
- *Plasmacluster is a trademark of Sharp Corporation
- Fresh food items are at or above waist level, allowing less bending and stooping to retrieve food
 - Adjustable Cold Zone™ Drawer with precision ball-bearing glides can be set for either produce or long-term fresh meat storage with its separate temperature control
 - Quick chill option chills foods and beverages in minutes
 - Two Adjustable Humidity Zone™ Drawers with precision ball-bearing glides for large item storage
 - Moisture can be adjusted for fresh, leafy vegetables or crisp fruits and vegetables
 - Easy access – even with door at 90 degree opening

- Spillproof Plus™ Shelves with Nano technology create invisible barrier to contain spills and maximize usable space
 - 3/8" tempered glass provides industry leading durability
- Two dairy compartments with see-through, lift-up covers
- Additional storage in four large aluminum door bins – four are adjustable
- Bright and energy efficient LED lighting on top and sidewalls

Professional features – freezer

- Full-extension main freezer compartment pulls out like a drawer for easy access to bulky frozen foods
 - Opens quietly and easily, with ball-bearing rollers which glide on a steel track
 - Positive self-closing feature ensures a good seal
 - Upper freezer basket slides independently of main freezer compartment; ideal for fragile or frequently used items
- Adaptive defrost controls the timing of the defrost periods, instead of an electromechanical defrost timer
 - Extends to 96 hours – improves food storage because the unit defrosts less often
- Factory-installed automatic ice maker features large-capacity ice bucket



VCBB5362 – Integrated model shown with flush mount trim



VCBB5362



FDBB5362 Custom Panel Model



The Adjustable Cold Zone drawer can be set up to five degrees colder than refrigerator temperature.



Door alarm sounds and glows when freezer drawer has been open for three minutes.





- Ice container slides out with upper freezer basket for easy access to ice
- Ice container is "positively located" so it is always in position to catch dispensing cubes when the freezer drawer is closed
- Ice maker is deactivated when the freezer is open, ensuring ice will not dispense when drawer is open
- Door alarm sounds and glows to warn that fresh food door and/or freezer drawer have been ajar for three minutes, and that the temperature has risen above normal operating range

Easy maintenance and cleanup

- Super Clog-Resistant™ Condenser is maintenance free under normal use
- Front-venting sealed refrigeration system works silently and efficiently

- Top mounted to allow full use of space in bottom rear of unit
- 24" depth keeps items in back within easy reach
- Spillproof tempered-glass shelves contain spills and leaks, preventing leakage to lower shelves and drawers
 - Removable for take-to-the-sink cleanup
- Power interruption switch behind removable top grille completely turns off power to unit for safe cleaning and light bulb replacement
- Adjustable-height lower kickplate removes to provide easy access to evaporator pan

Professional-style construction

- Design and basic dimensions provide built-in appearance with standard cabinetry
- Exterior moisture control system prevents condensation
 - Tubes from warm side of the sealed system run around perimeter of door and bottom drawer – preventing condensation without electric components for true energy efficiency
- Easy-opening doors
 - Hinges are hidden to provide a uniform appearance
 - Must be ordered either right- or left-hinge (specify R or L after model number)
- Dual-magnet door seal system
- Door stops are factory set at 110 degree swing; easily adjust to 90 or 120 degree swing
- Removable upper grille
- Stainless steel lower kickplate

- Thin wall and door construction, coupled with high-density insulation, provides maximum interior space
- Four independent, front-adjustable levelers make installation quick and easy
- Tru-Flush™ design allows refrigerator to fit flush into 24" deep installation cutout

Custom panel model

- Blends seamlessly into cabinetry with locally supplied front panels; customer may purchase Viking Professional handles or opt for custom handles
- Fully integrated depth allows refrigerator to fit flush with countertops or cabinet and drawer fronts
- Concealed trim allows refrigerator to be fully integrated with no visible cabinet trim exposed

Standard accessory

- Egg container

Optional accessories

- Flush mount trim kit
- Professional handle kit for custom panel models
- Professional stainless steel side panel kits
- Stainless steel top kit



VCBB5362 – Bottom-freezer model in Stone Gray

The Adjustable Cold Zone drawer's separate temperature control can be set on "Cold" to keep vegetables crisp, or on "Max Cold" for longer-term fresh meat storage.



Refrigerated items are located at or above waist level, allowing less bending to retrieve frequently used items.



Built-in 42" wide French-Door bottom freezer



These refrigerator/freezers don't just store your food. They protect it. A range of steady temperatures maintains the freshness of all your essential items – everything from cheese to meat. Variable moisture settings provide the perfect environment for both fresh leafy greens and crisp summer fruits. And the freezer rolls out like a drawer, allowing easy access to even the bulkiest items.

All this and a compressor so quiet, you'll never know it's there.

Electronic Control Features

- Electronic controls with digital temperature readout maintain the selected temperature in both refrigerator and freezer compartments
- Max Cold™ feature sets refrigerator and freezer temperature to lowest setting
- Adaptive defrost controls the timing of the defrost periods instead of an electromechanical defrost timer and helps prevent freezer burn
- Door open alarm warns when door has been ajar for five minutes
- Water filter indicator light illuminates when water filter needs replacing

Adjustable ColdZone™ Drawers

- Two drawers offer adjustable temperature controls with settings that include Deli, Produce, Meats, and Quick Chill
- Allows storage of foods 3-5 degrees colder than main compartment
- Additional storage in two crisper drawers for preserving fruits and vegetables

Maximizing Storage

- Two adjustable glass Spillproof Plus™ Shelves with Nano technology create an invisible barrier to contain spills

- Seamless glass shelves make cleanup easy and maximize usable space
 - 3/8" thick tempered glass shelves provide industry leading durability
 - Two in-the-door utility bins with covers
 - Six adjustable door bins; two with gallon storage
- Base grille water filtration system provides filtered drinking water and ice without taking up refrigerator space



VTB5420



Built-in 42" and 48" wide QuietCool side-by-side refrigerator/freezers



Quantity, it is said, has a quality all its own. And you'll be well prepared for any feast with the tremendous capacity and exceptional features of these side-by-side models. From the ripest watermelon to the most tender tenderloin, every item is moisture controlled and temperature perfect. Five tempered-glass shelves, two in-the-door dairy compartments, and four adjustable door bins create a veritable refrigerated pantry. And the freezer provides large-capacity adjustable storage with adaptive defrost so you can forget about freezer burn. What's missing? Only unwanted moisture, odors, and noise.

Professional features – refrigerator

- ProChill Temperature Management System
 - Variable Speed DC Overdrive Compressor is one of the quietest, most technologically advanced compressors available
 - Electronic controls maintain temperature within 1 degree F (0.83 degree C)
 - Multi-channel airflow system and Odor Eliminator evaporator remove odors and excess humidity
- Plasmacluster ion air purifier
 - Eliminates airborne bacteria and mold spores
 - Removes odors
 - Enhances food preservation
 - Never needs replacing/no filter required
- Adjustable Cold Zone Drawer with precision ball-bearing glides can be set for either produce or long-term fresh meat storage with its separate temperature control
- Quick chill option chills foods and beverages in minutes
- Adjustable Humidity Zone Drawer(s) with precision ball-bearing glides for large item storage
 - Moisture can be adjusted for fresh, leafy vegetables or crisp fruits and vegetables
 - Easy access – even with door at 90 degree opening
- Spillproof Plus Shelves with Nano technology create invisible barrier to contain spills and maximize usable space
 - 3/8" tempered glass provides industry leading durability

- Conveniently located deli drawer(s) store meats and cheeses at waist level
- Two magnetically sealed in-the-door dairy compartments with see-through, lift-up covers
- Additional storage in four large, adjustable aluminum door bins
- Bright and energy efficient LED lighting on top and sidewalls

Professional features – freezer

- Adaptive defrost controls the timing of the defrost periods, instead of an electromechanical defrost timer
 - Extends to 96 hours – improves food storage because the unit defrosts less often
- Factory-installed automatic ice maker features full-width, large-capacity bucket
 - Transparent drawer front allows viewing of ice supply (non-dispenser model)
 - Slide-out ice drawer provides convenient access and is positioned for easy reach
- Three adjustable wire shelves for custom storage
- Two slide-out, large-capacity wire baskets provide easy storage viewing; dispenser model has one basket
- Additional storage with three large aluminum door bins with tempered-glass fronts
- Door alarm sounds and glows to warn that fresh food door and/or freezer door have been ajar for three minutes, and that the temperature has risen above normal operating range



The 42" wide side-by-side refrigerator/freezers have room for everything from pineapples to parfaits.



Two dairy compartments with see-through, lift-up covers provide additional storage for special dairy products (48" wide model shown).





FDSB5422 – 42" wide custom panel model with custom handles

Easy maintenance and cleanup

- Super Clog-Resistant Condenser is maintenance free under normal use
- Front-venting sealed refrigeration system works quietly and efficiently
 - Top mounted to allow full use of space in bottom rear of unit
- 24" depth keeps items in back within easy reach
- Spillproof, tempered-glass shelves contain spills to aid cleanup
 - Removable for take-to-the-sink cleanup
- Power interruption switch behind removable top grille completely turns off power to unit for safe cleaning and light bulb replacement
- Adjustable-height lower kickplate removes to provide easy access to evaporator pan

Professional-style construction

- Design and basic dimensions provide built-in appearance with standard cabinetry
- Exterior moisture control system prevents condensation
 - Tubes from the warm side of the sealed system run through center post of cavity – preventing condensation without electric components for true energy efficiency
- Easy-opening doors
 - Hinges are hidden to provide a uniform appearance
- Dual-magnet door seal system with spring-loaded self-closing feature

- Door stops are factory set at 110 degree swing; easily adjust to 90 or 120 degree swing
- Removable upper grille
- Stainless steel lower kickplate
- Thin wall and door construction, coupled with high-density insulation, provides maximum interior space
- Four independent, front-adjustable levelers make installation quick and easy
- Tru-Flush design allows refrigerator to fit flush into 24" deep installation cutout

Ice and water dispenser features (select models)

- Through-the-door dispenser provides cubed ice, crushed ice, and chilled water
- Convenient location and operation
 - Positioned for easy, one-hand operation
 - Reduces need for opening door and also conserves energy
- Reversing ice dispenser motor clears jams
- Premium water filter provides a cleaner ice and water supply by filtering bad tastes, odors, sediment, and harmful contaminants
 - Conveniently located in bottom of refrigerator compartment for easy removal and installation of replacement cartridges

Custom panel models

- Blends seamlessly into cabinetry with locally supplied front panels; customer may purchase Viking Professional handles or opt for custom handles



The flush mount side trim accessory kit provides the ability to install the door flush with standard 24" wide countertop.

- Fully integrated depth allows refrigerator to fit flush with countertops or cabinet and drawer fronts
- Concealed trim allows refrigerator to be fully integrated with no visible cabinet trim exposed

Standard accessory

- Egg container

Optional accessories

- Flush mount trim kit
- Professional handle kit for custom panel models
- Professional stainless steel side panel kits
- Stainless steel top kit



Electronic Temperature Control System maintains the desired temperature within 1 degree (48" wide model shown).



Large fruits and vegetables store easily in the two Humidity Zone drawers (48" wide model shown).



The premium filter of the through-the-door ice and water dispenser ensures the purest water and crushed or cubed ice, while the lock prevents unwanted dispensing.



Four adjustable, full-width tempered-glass shelves, which contain spills for easy cleanup, allow customized shelf placement (48" wide model shown).



Built-in 30" and 36" wide QuietCool all refrigerators and all freezers

Whether it's sorbet for the white linen set or burgers for the block party, Viking Professional all refrigerators and all freezers provide dedicated cold storage to handle any occasion. And of course, their premium features and exacting temperature controls are up to the task. So when you finally decide to broil that duck, you won't have to dig for it – and it won't taste freezer-burned.

ProChill Temperature Management System

- Variable Speed DC Overdrive Compressor is one of the quietest, most technologically advanced compressors available
- Electronic controls maintain temperature to within 1 degree F (0.83 degree C)
- Multi-channel airflow system and Odor Eliminator evaporator remove odors and excess humidity

Professional features – all refrigerator

- Adjustable Cold Zone Drawer with precision ball-bearing glides can be set for either produce or long-term fresh meat storage with its separate temperature control
- Quick chill option chills foods and beverages in minutes
- Two Adjustable Humidity Zone Drawers with precision ball-bearing glides for large item storage
 - Moisture can be adjusted for fresh, leafy vegetables or crisp fruits and vegetables
 - Easy access – even with door at 90 degree opening
- Spillproof Plus Shelves with Nano technology create invisible barrier to contain spills and maximize usable space
 - 3/8" tempered glass provides industry leading durability
- Two conveniently located deli drawers store meats and cheeses

- Two in-the-door dairy compartments with see-through, lift-up covers
- Additional storage in large, adjustable aluminum door bins
 - 30" wide models have four full-width door bins
 - 36" wide models have two half-width door bins and three full-width door bins
- Bright and energy efficient LED lighting on top and sidewalls

Professional features – all freezer

- Adaptive defrost controls the timing of the defrost periods, instead of an electromechanical defrost timer
 - Extends to 96 hours – improves food storage temperatures because the unit defrosts less often
- Factory-installed automatic ice maker features full-width, large-capacity ice drawer with two separate ice pans
- Six adjustable half-width wire shelves for custom storage
- Two full-width slide-out, large-capacity wire baskets with tempered-glass fronts
- Additional storage with large, adjustable aluminum door bins with tempered-glass fronts
 - 30" wide models have three full-width door bins
 - 36" wide models have four half-width door bins and one full-width door bin



VCRB5362 – 36" wide all refrigerator and VCFB5302 – 30" wide all freezer



VCRB5302 & VCFB5302
30" Wide



VCRB5362 & VCFB5362
36" Wide



FDRB5302 & FDFB5302
30" Wide Custom Panel Models



FDRB5362 & FDFB5362
36" Wide Custom Panel Models



Adjustable Cold Zone Drawer features its own temperature control and enough space to store an entire deli tray.





FDRB5302 – 30" wide custom panel all refrigerator
and FDFB5302 – 30" wide custom panel all freezer
(shown with custom top grilles and custom handles)

Easy maintenance and cleanup

- Super Clog-Resistant Condenser is maintenance free under normal use
- Front-venting sealed refrigeration system works quietly and efficiently
 - Top mounted to allow full use of space in the bottom rear of the unit
- 24" depth keeps items in back within comfortable reach
- Spillproof Plus™ Shelves with Nano technology create invisible barrier to contain spills and maximize usable space
 - 3/8" tempered glass provides industry leading durability
- Power interruption switch behind removable top grille completely turns off power to unit for safe cleaning and light bulb replacement
- Adjustable-height lower kickplate removes to provide easy access to evaporator pan

Professional-style construction

- Design and basic dimensions provide built-in appearance with standard cabinetry
- Exterior moisture control system prevents condensation
 - Tubes from the warm side of the sealed system run through center post of cavity – preventing condensation without electric components for true energy efficiency
- Dual-magnet door seal system with spring-loaded self-closing feature

- Door stops are factory set at 110 degree swing; easily adjust to 90 or 120 degree swing
- Removable upper grille
- Stainless steel lower kickplate
- Thin wall and door construction, coupled with high-density insulation, provides maximum interior space
- Four independent, front-adjustable levelers make installation quick and easy
- Tru-Flush design allows refrigerator or freezer to fit flush into 24" deep installation cabinetry

Custom panel models

- Blends seamlessly into cabinetry with locally supplied front panels; customer may purchase Viking Professional handle or opt for custom handle
- Fully integrated depth allows unit to fit flush with countertops or cabinet and drawer fronts
- Concealed trim allows unit to be fully integrated with no visible cabinet trim exposed

Standard accessory – all refrigerator

- Egg container

Optional accessories

- Flush mount trim kit
- Professional handle kit for custom panel models
- Professional stainless steel side panel kits
- Stainless steel top kit

Installation accessory

- Professional grille kits in 60", 66", and 72" widths

Energy Star

- All freezer models are Energy Star qualified



15" and 24" wide refrigerated beverage centers



Refrigerated beverage centers provide the perfect party oasis. Two full-extension wine shelves cradle your most popular bottles while the bottom wire shelf keeps 12-oz. cans and small bottles at the ready.

Professional features

- Electronic controls with digital temperature readout
 - Temperature can be adjusted from 36 to 48 degrees F (2.2 to 8.9 degrees C); factory set at 42 degrees F (5.6 degrees C)
- Can be displayed in either Fahrenheit or Celsius
- 5.3 cubic feet of storage on 24" wide models; 3.0 cubic feet of storage on 15" wide models
- One full-extension adjustable wire shelf
 - 75-pound capacity
 - 24" wide model accommodates 54 12-oz. cans
 - 15" wide model accommodates 21 12-oz. cans
 - Removable and adjustable

- Two full-extension adjustable wine shelves
 - 24" wide model accommodates 16 bottles
 - 15" wide model accommodates 8 bottles
 - Shelves can be removed and adjusted to store large bottles
- Dual pane and argon-filled Low-E energy-efficient glass doors
- LED display lighting

Professional-style construction

- Undercounter or freestanding installation
- Forced air cooling system
- Powerful 700 BTU compressor
- Stainless steel interior
- Stainless steel exterior cabinet
- Tru-Flush design allows beverage center to fit flush into 24" deep installation cutout
- Self-closing door
- Super quiet 32 to 39 db sound rating
- Black kickplate
- Adjustable leveling legs



VBC1150G – Refrigerated beverage center



Adjustable wine shelves accommodate 16 bottles (24" wide model)



VBC1150G
15" Wide



VBC1240G
24" Wide



24" wide undercounter refrigerator



Keep all your favorite refreshments conveniently close to the party. This unit installs easily under your bar area, or just plug it right into the rumpus room. With room for 108 12-oz. cans or 75 pounds of chilled whatever you like, you'll have hospitality to spare.

Professional features

- Electronic controls with digital temperature readout
 - Temperature can be adjusted from 33 to 39 degrees F (0.6 to 3.9 degrees C); factory set at 34 degrees F (1.1 degrees C)
- Can be displayed in either Fahrenheit or Celsius
- 5.3 cubic feet of storage
- Two full-extension adjustable wire shelves
 - 75-pound capacity
 - Each shelf accommodates 54 12-oz. cans
 - Removable and adjustable
- Dual pane and argon-filled Low-E energy-efficient glass doors (indoor model only)
- LED display lighting
- Energy star qualified

Professional-style construction

- Undercounter or freestanding installation
- Forced air cooling system
- Powerful 700 BTU compressor
- Stainless steel interior
- Stainless steel exterior cabinet
- Tru-Flush design allows refrigerator to fit flush into 24" deep installation cutout
- Self-closing door
- Super quiet 32 to 39 db sound rating
- Black kickplate
- Adjustable leveling legs

Agency-certified outdoor model

- Insulated electrical terminals, sealed electrical contacts, and a water-resistant thermostat provide optimal performance in all weather elements
- Door lock
- Stainless steel kickplate



VRC11240G – Undercounter refrigerator



VRC11240G



24" wide refrigerated drawers



Equipped with a range of professional features including automatic cycle defrost, full-extension drawer glides, and LED lighting, Viking Professional refrigerated drawers deliver 5.3 cubic feet of convenient cold storage to any standard 24" undercounter space.

Professional features

- Electronic controls with digital temperature readout
 - Temperature can be adjusted from 33 to 39 degrees F (0.6 to 3.9 degrees C); factory set at 34 degrees F (1.1 degrees C)
- Can be displayed in either Fahrenheit or Celsius
- 5.3 cubic feet of storage
- 200-pound capacity full extension drawers
- LED lighting
- Energy Star qualified

Professional-style construction

- Undercounter or freestanding installation
- Forced air cooling system
- Powerful 700 BTU compressor
- Stainless steel interior
- Stainless steel exterior cabinet
- Tru-Flush design allows refrigerator to fit flush into 24" deep installation cutout
- Super quiet 32 to 39 db sound rating
- Stainless kickplate
- Adjustable leveling legs

Agency-certified outdoor model

- Insulated electrical terminals, sealed electrical contacts, and a water-resistant thermostat provide optimal performance in all weather elements
- Door lock
- Stainless steel kickplate



Free up precious cold real estate with plenty of extra room for tall bottles and large containers.



VRDI1240D – Refrigerated drawer fits standard 24" cutouts



VRDI1240D



Interior LED lighting and hidden touchpad control.

Built-in 30" wide full-height wine cellars



Viking Professional full-height wine cellars provide the most secure environment for your most precious liquid assets. Adjustable temperature zones, humidity control, and ultraviolet protection keep up to 150 bottles of your favorite varietals safe from harmful light, heat, and vibration. And you won't have to negotiate any dark staircases to find tonight's perfect pairing.

Professional features

Temperature control

- Exclusive TriTemp™ Storage System provides three independent temperature zones
 - Preserves different types of wine at optimal serving temperatures
 - Settings are adjustable in each zone from 43 to 65 degrees F (6 to 18 degrees C)
- Electronic control center constantly monitors and maintains the set temperature in each zone within 1 degree F (0.83 degree C)
- Exclusive glass control pad

Shelving/capacity

- 15 shelves accommodate up to 150 full-size wine bottles horizontally, keeping corks moist
 - Stores standard, magnum, and half-size bottles
 - Full-width shelves pull out for easy access and are fully removable for easy cleaning
 - **Exclusive** – two convertible wine shelves adjust for bottle display, and are excellent for allowing bottles to settle before serving
 - Shelves are coated to reduce vibration and hold bottles snugly in place
- Solid maple facings may be finished to coordinate with surrounding cabinetry

Protection

- Maintains constant 60% humidity level
- Ultraviolet-resistant tempered-glass and black interior protects wine from harmful light
- Lower zone has raised maple facings for additional ultraviolet protection
- Low-intensity interior lighting
 - Displays wine with minimal heat and light output
 - Turns on when door is opened or by switch
- High-temperature and open-door alarms may be connected to a home security system
- Keyed lock on door provides extra security

Easy maintenance and cleanup

- Removable shelves and upper grille for easy cleaning
- Power interruption switch completely turns off power to unit for safe cleaning and light tube replacement
- Front-venting sealed refrigeration system works silently and efficiently
- Adjustable-height lower kickplate removes to provide easy access to evaporator pan



Professional-style construction

- Design and basic dimensions provide built-in appearance with standard cabinetry
- Dual-magnet/spring-assist door seal system automatically closes wine cellar door
- Door stops are factory set at 110 degree swing; easily adjust to 90 or 120 degree swing
- Must be ordered either right- or left-hinge (specify R or L after model number)

Optional accessories

- Professional stainless steel side panel kits
- Stainless steel top kit



VCWB301 – Full-height wine cellar



VCWB301



Exclusive TriTemp storage system preserves different types of wine at optimal serving temperatures.



Lower zone has raised maple facings for additional UV protection.



15" and 24" wide wine cellars



Not every wine enthusiast has the luxury of subterranean storage. But thanks to Viking Professional wine cellars, your collection can go undercounter instead of underground. Store your vintages at the perfect temperature, so you can pull every cork with confidence.

Professional features

- Electronic controls with digital temperature readout
 - Temperature can be adjusted from 40 to 65 degrees F (4.4 to 18.3 degrees C); factory set at 50 degrees F (10 degrees C)
- Can be displayed in either Fahrenheit or Celsius
- Five full extension wine shelves
 - 24" wide model accommodates 45 bottles (5 on bottom)
 - 15" wide model accommodates 24 bottles (4 on bottom)
 - Shelves can be removed and adjusted to store large bottles
- Dual pane and argon-filled Low-E energy-efficient glass doors
- LED display lighting

Professional-style construction

- Undercounter or freestanding installation
- Forced air cooling system
- Powerful 700 BTU compressor
- Stainless steel interior
- Stainless steel exterior cabinet
- Tru-Flush design allows refrigerator to fit flush into 24" deep installation cutout
- Self-closing door
- Super quiet 32 to 39 db sound rating
- Black kickplate
- Adjustable leveling legs

Five full extension shelves conveniently accommodate up to 45 bottles (24" wide model)



VWC1240G – 24" wide undercounter wine cellar



VWC1150G 15" Wide VWC1240 24" Wide



15" wide ice machines



Never underestimate the ice cube, for ice is truly the life of any party. No matter how lively the conversation is, nobody's sticking around for tepid margaritas. The Viking Professional ice machines ensure you have a steady supply of crisp, clean ice all night long. So you can concentrate on your mixology instead of dashing out to the convenience store.

Professional features

- Two ice machine styles produce either clear cube ice or restaurant-style soft and chewable nugget ice
 - Clear ice machines produce up to 65 pounds of ice per day (1" x 1 1/8" x 1 1/4" cube thickness)
 - Nugget ice machines produce up to 80 pounds of ice per day
- 26-pound capacity ice bin
- LED light in ice bin
- LED control panel
 - Power On/Off
 - Check Water Alert
 - Time to Clean Alert
- Water quality sensor detects water conditions
- Normal operating range 50 to 100 degrees F (10 to 37.7 degrees C)
- Low energy and water usage

Professional-style construction

- Stainless steel exterior cabinet
- Tru-Flush design allows ice machine to fit flush into 24" deep installation cutout
- Self-closing door
- 90-degree door stop option
- Black kickplate with stainless steel cover

- Adjustable leveling legs

Agency-certified outdoor model

- Insulated electrical terminals, sealed electrical contacts, and a water-resistant thermostat provide optimal performance in all weather elements
- Stainless steel kickplate

Finish and design options

- Accepts custom panel or accessory Professional door panel
- Professional door panel available in Stainless Steel (SS) only

Custom panel model

- Blends seamlessly into cabinetry with locally supplied front panel; customer may purchase Viking Professional handle or opt for custom handle

Optional accessories

- Professional door panel
- Professional handle kit for custom panel model
- Drain pump



15" wide Ice machine



FGIM515/FPIM515
FGIM515/FPIM515 Custom Panel Model
FGNI515/FPNI515
FGNI515/FPNI515 Custom Panel Model

Draining process melts old ice, ensuring a constant supply of clear ice.



Soft and chewable nugget ice assumes the flavor of any beverage to enhance your overall experience.



Design integrity

Consistency in both performance and design should be a major consideration when building or remodeling a home. With the complete Viking indoor or outdoor kitchen, every single product works together in form and function with the same level of excellence. It's something Viking calls Design Integrity.™

Viking offers complete ultra-premium kitchens and truly consistent design, while delivering the quality and performance that make Viking the true market leader. Across all product categories, the knobs, handles, bezels, curves, angles, and lines all follow the same design cues – even the grain of stainless is the same from product to product. This enables the designer to create a perfectly harmonious kitchen.

You wouldn't install mismatched cabinets and drawers or countertops. Yet design differences are even more dramatic between multiple appliance manufacturers. Traditional or contemporary. Stainless or color finish. No matter the look you're going for, no one can match the Viking kitchen and Viking Design Integrity.


Exclusive finishes

Refrigeration products


- Built-in refrigerator/freezers
 - Available in Stainless Steel (SS), Black (BK), White (WH), Apple Red (AR), Burgundy (BU), Cinnamon (CN), Cobalt Blue (CB), Dijon (DJ), Graphite Gray (GG), Stone Gray (SG), Viking Blue (VB), and Wasabi (WS)
- Refrigerated drawer and ice machines are available in Stainless Steel (SS) only
- Refrigerated beverage centers, undercounter wine cellars, and built-in full-height wine cellars are available in a clear glass door with a stainless steel frame

Outdoor refrigeration products


- Undercounter refrigerator, refrigerated drawers, and ice machines are available in solid door option only, in Stainless Steel (SS)



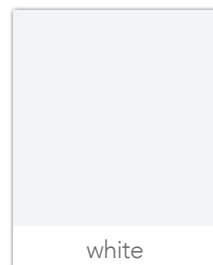
stainless steel



graphite gray



stone gray



white



wasabi




viking blue



cobalt blue




dijon




cinnamon



apple red



burgundy



black

Warranty highlights



Indoor refrigeration products

- Three-year full covers complete unit
- Six-year full – sealed refrigeration system
- Ninety-day full – cosmetic parts such as glass, painted items, and decorative items
- Lifetime limited – stainless steel exterior
- Twelve-year limited – sealed refrigeration system (includes compressor, condenser, dryer/strainer, evaporator, and connecting tubing)
- Ninety-day No Quibble Guarantee – We will repair or replace your product within the first 90 days of purchase in the unlikely event of a manufacturing defect



Outdoor undercounter refrigerator, refrigerated drawers, and ice machine

- Two-year full covers complete unit
- Ninety-day full – cosmetic parts such as glass, painted items, and decorative items
- Lifetime limited – stainless steel exterior
- Five-year limited – sealed refrigeration system
- Ninety-day No Quibble Guarantee – We will repair or replace your product within the first 90 days of purchase in the unlikely event of a manufacturing defect

Basic specifications – Built-in bottom-freezers

Description	36" WIDE BUILT-IN BOTTOM-MOUNT REFRIGERATOR/FREEZERS	
	VCBB5362	FDBB5362 Custom Panel
Overall Width	36" (91.4 cm)	
Overall Height	82 3/4" (210.2 cm) minimum; 84 1/16" (213.5 cm) maximum	
Overall Depth from Rear	To front edge of side trim – 22 3/16" (56.4 cm) To front of top grille – 24" (61.0 cm) To end of handle bracket – 26 1/2" (67.3 cm)	To front edge of side trim – 23 13/16" (60.5 cm) To front of top grille – 24 3/4" (62.9 cm) To front edge of door trim – 24" (61.0 cm)
Cutout Width	35 5/8" (90.5 cm) min.; 35 3/4" (90.8 cm) max.	36" (91.4 cm)
Cutout Height	82 7/8" (210.5 cm) minimum; 84 1/16" (213.5 cm) maximum	
Cutout Depth	24" (61.0 cm) minimum*	
Electrical Requirements	115VAC/60Hz – 5' (152.4 cm), 3-wire cord with grounded 3-prong plug attached to product	
Maximum Amp Usage	9.9 amps	
Inlet Water Requirement	1/4" copper tubing – 20 psi minimum; 120 psi maximum	
Overall Interior Capacity	Refrigerator – 15.3 cu. ft. (433.0 L); Freezer – 5.1 cu. ft. (144.3 L); Total capacity – 20.4 cu. ft. (577.3 L)	
Approximate Shipping Weight	565 lb. (254.3 kg)	500 lb. (225.0 kg)

Basic specifications – Built-in French-door refrigerators

Description	42" WIDE BUILT-IN FRENCH-DOOR REFRIGERATORS	
	VTB5420	
Overall Width	42-1/4" (107.3 cm)	
Overall Height	83-3/8" (211.8 cm) min. to 84-1/2" (214.6 cm) max.	
Overall Depth from Rear	To back of top grille: 23-1/2" (59.7 cm) To front of top grille: 25-3/8" (64.5 cm)	
Cutout Width	41-1/2" (105.4 cm) min. to 41-3/4" (106 cm) max.	
Cutout Height	83-1/2" (211.8 cm) min. to 84-3/4" (215 cm) max.	
Cutout Depth	24" (61.0 cm) min.	
Electrical Requirements	115 volt, 60 Hz, 15 amp dedicated circuit; 3-wire 84" (213.4 cm) cord with grounded 3-prong plug attached to product	
Maximum Amp Usage	9.9 amps	
Inlet Water Requirement	1/4" copper tubing inlet waterline; 1/4" copper tubing inlet waterline; minimum 20 psi; maximum 120 psi minimum 35 psi; maximum 120 psi	
Overall Interior Capacity	Refrigerator – 16.7 cu. ft. (473 L); Freezer – 5.9 cu. ft. (167 L); Total capacity – 22.6 cu. ft. (640 L)	
Approximate Shipping Weight	550 lbs. (249.5 kg)	

* Custom panel models (with 3/4" panels) fit flush in 25" deep cabinet openings. They can be installed in standard 24" deep openings with the door face and top grille protruding 3/4" into the room.

Please do not prepare installation from brochure data only. See installation instructions for important clearance/installation information.

Basic specifications – Built-in side-by-side refrigerator/freezers

Description	42" WIDE BUILT-IN SIDE-BY-SIDE REFRIGERATOR/FREEZERS	
	VCSB5422	FDSB5422 Custom Panel
Overall Width	42" (106.7 cm)	
Overall Height	82 3/4" (210.2 cm) minimum; 84 1/16" (213.5 cm) maximum	
Overall Depth from Rear	To front edge of side trim – 22 3/16" (56.4 cm) To front of top grille – 24" (61.0 cm) To front of handle – 26 1/2" (67.3 cm)	To front edge of side trim – 23 13/16" (60.5 cm) To front of top grille – 24 3/4" (62.9 cm) To front of handle – varies
Cutout Width	41 5/8" (105.7 cm) min.; 41 3/4" (106 cm) max.	42" (106.7 cm)
Cutout Height	82 7/8" (210.5 cm) minimum; 84 1/16" (213.5 cm) maximum	
Cutout Depth	24" (61.0 cm) minimum*	
Electrical Requirements	115VAC/60Hz – 5' (152.4 cm), 3-wire cord with grounded 3-prong plug attached to product	
Maximum Amp Usage	9.9 amps	
Inlet Water Requirement	1/4" copper tubing – 20 psi minimum; 120 psi maximum	
Overall Interior Capacity	Refrigerator – 15.0 cu. ft. (424.5 L); Freezer – 9.0 cu. ft. (254.7 L); Total capacity – 24.0 cu. ft. (679.2 L)	
Approximate Shipping Weight	652 lb. (293.4 kg)	525 lb. (236.2 kg)

Description	42" WIDE BUILT-IN SIDE-BY-SIDE REFRIGERATOR/FREEZERS WITH ICE AND WATER DISPENSER	
	VCSB5422D	FDSB5422D Custom Panel
Overall Width	42" (106.7 cm)	
Overall Height	82 3/4" (210.2 cm) minimum; 84 1/16" (213.5 cm) maximum	
Overall Depth from Rear	To front edge of side trim – 22 3/16" (56.4 cm) To front of top grille – 24" (61.0 cm) To front of handle – 26 1/2" (67.3 cm)	To front edge of side trim – 23 13/16" (60.5 cm) To front of top grille – 24 3/4" (62.9 cm) To front of handle – varies
Cutout Width	41 5/8" (105.7 cm) min.; 41 3/4" (106 cm) max.	42" (106.7 cm)
Cutout Height	82 7/8" (210.5 cm) minimum; 84 1/16" (213.5 cm) maximum	
Cutout Depth	24" (61.0 cm) minimum*	
Electrical Requirements	115VAC/60Hz – 5' (152.4 cm), 3-wire cord with grounded 3-prong plug attached to product	
Maximum Amp Usage	9.9 amps	
Inlet Water Requirement	1/4" copper tubing – 35 psi minimum; 120 psi maximum	
Overall Interior Capacity	Refrigerator – 15.0 cu. ft. (424.5 L); Freezer – 8.9 cu. ft. (251.9 L); Total capacity – 23.9 cu. ft. (677.0 L)	
Approximate Shipping Weight	676 lb. (304.2 kg)	525 lb. (236.2 kg)

* Custom panel models (with 3/4" panels) fit flush in 25" deep cabinet openings. They can be installed in standard 24" deep openings with the door face and top grille protruding 3/4" into the room.

Please do not prepare installation from brochure data only. See installation instructions for important clearance/installation information.

Basic specifications – Built-in side-by-side refrigerator/freezers

Description	48" WIDE BUILT-IN SIDE-BY-SIDE REFRIGERATOR/FREEZERS	
	VCSB5482	FDSB542 Custom Panel
Overall Width	48" (121.9 cm)	
Overall Height	82 3/4" (210.2 cm) minimum; 84 1/16" (213.5 cm) maximum	
Overall Depth from Rear	To front edge of side trim – 22 3/16" (56.4 cm) To front of top grille – 24" (61.0 cm) To front of handle – 26 1/2" (67.3 cm)	To front edge of side trim – 23 13/16" (60.5 cm) To front of top grille – 24 3/4" (62.9 cm) To front of handle – varies
Cutout Width	47 5/8" (121.0 cm) min.; 47 3/4" (121.3 cm) max.	48" (121.9 cm)
Cutout Height	82 7/8" (210.5 cm) minimum; 84 1/16" (213.5 cm) maximum	
Cutout Depth	24" (61.0 cm) minimum*	
Electrical Requirements	115VAC/60Hz – 5' (152.4 cm), 3-wire cord with grounded 3-prong plug attached to product	
Maximum Amp Usage	9.9 amps	
Inlet Water Requirement	1/4" copper tubing – 20 psi minimum; 120 psi maximum	
Overall Interior Capacity	Refrigerator – 18.5 cu. ft. (523.6 L); Freezer – 9.0 cu. ft. (254.7 L); Total capacity – 27.5 cu. ft. (778.3 L)	
Approximate Shipping Weight	715 lb. (321.8 kg)	650 lb. (292.5 kg)

Description	48" WIDE BUILT-IN SIDE-BY-SIDE REFRIGERATOR/FREEZERS WITH ICE AND WATER DISPENSER	
	VCSB5482D	FDSB5482D Custom Panel
Overall Width	48" (121.9 cm)	
Overall Height	82 3/4" (210.2 cm) minimum; 84 1/16" (213.5 cm) maximum	
Overall Depth from Rear	To front edge of side trim – 22 3/16" (56.4 cm) To front of top grille – 24" (61.0 cm) To front of handle – 26 1/2" (67.3 cm)	To front edge of side trim – 23 13/16" (60.5 cm) To front of top grille – 24 3/4" (62.9 cm) To front of handle – varies
Cutout Width	47 5/8" (121.0 cm) min.; 47 3/4" (121.3 cm) max.	48" (121.9 cm)
Cutout Height	82 7/8" (210.5 cm) minimum; 84 1/16" (213.5 cm) maximum	
Cutout Depth	24" (61.0 cm) minimum*	
Electrical Requirements	115VAC/60Hz – 5' (152.4 cm), 3-wire cord with grounded 3-prong plug attached to product	
Maximum Amp Usage	11.5 amps	
Inlet Water Requirement	1/4" copper tubing – 35 psi minimum; 120 psi maximum	
Overall Interior Capacity	Refrigerator – 18.5 cu. ft. (523.6 L); Freezer – 8.9 cu. ft. (251.9 L); Total capacity – 27.4 cu. ft. (775.4 L)	
Approximate Shipping Weight	735 lb. (330.8 kg)	675 lb. (303.8 kg)

* Custom panel models (with 3/4" panels) fit flush in 25" deep cabinet openings. They can be installed in standard 24" deep openings with the door face and top grille protruding 3/4" into the room.

Please do not prepare installation from brochure data only. See installation instructions for important clearance/installation information.

Basic specifications – Built-in all refrigerators and all freezers

Description	30" WIDE BUILT-IN ALL REFRIGERATORS AND ALL FREEZERS	
	VCRB5302/VCFB5302	FDRB5302/FDFB5302 Custom Panel
Overall Width	30" (76.2 cm)	
Overall Height	82 3/4" (210.2 cm) minimum; 84 1/16" (213.5 cm) maximum	
Overall Depth from Rear	To front edge of side trim – 22 3/16" (56.4 cm) To front of top grille – 24" (61.0 cm) To front of handle – 26 1/2" (67.3 cm)	To front edge of side trim – 23 13/16" (60.5 cm) To front of top grille – 24 3/4" (62.9 cm) To front of handle – varies
Cutout Width	29 5/8" (75.2 cm) min.; 29 3/4" (75.6 cm) max.	30" (76.2 cm)
Cutout Height	82 7/8" (210.5 cm) minimum; 84 1/16" (213.5 cm) maximum	
Cutout Depth	24" (61.0 cm) minimum*	
Electrical Requirements	115VAC/60Hz – 5' (152.4 cm), 3-wire cord with grounded 3-prong plug attached to product	
Maximum Amp Usage	VCRB – 5.7 amps; VCFB – 9.1 amps	FDRB – 5.7 amps; FDFB – 9.1 amps
Inlet Water Requirement	VCFB only – 1/4" copper tubing – 20 psi minimum; 120 psi maximum	FDFB only – 1/4" copper tubing – 20 psi minimum; 120 psi maximum
Overall Interior Capacity	Refrigerator – 18.4 cu. ft. (520.7 L); Freezer – 15.9 cu. ft. (450.0 L)	
Approximate Shipping Weight	VCRB – 505 lb. (227.3 kg); VCFB – 530 lb. (238.5 kg)	FDRB – 465 lb. (209.3 kg); FDFB – 490 lb. (220.5 kg)

Note: See installation instructions for information on dual installations.

Description	36" WIDE BUILT-IN ALL REFRIGERATORS AND ALL FREEZERS	
	VCRB5362/VCFB5362	FDRB5362/FDFB5362 Custom Panel
Overall Width	36" (91.4 cm)	
Overall Height	82 3/4" (210.2 cm) minimum; 84 1/16" (213.5 cm) maximum	
Overall Depth from Rear	To front edge of side trim – 22 3/16" (56.4 cm) To front of top grille – 24" (61.0 cm) To front of handle – 26 1/2" (67.3 cm)	To front edge of side trim – 23 13/16" (60.5 cm) To front of top grille – 24 3/4" (62.9 cm) To front of handle – varies
Cutout Width	35 5/8" (90.5 cm) min.; 35 3/4" (90.8 cm) max.	36" (91.4 cm)
Cutout Height	82 7/8" (210.5 cm) minimum; 84 1/16" (213.5 cm) maximum	
Cutout Depth	24" (61.0 cm) minimum*	
Electrical Requirements	115VAC/60Hz – 5' (152.4 cm), 3-wire cord with grounded 3-prong plug attached to product	
Maximum Amp Usage	VCRB – 6.5 amps; VCFB – 9.5 amps	
Inlet Water Requirement	1/4" copper tubing – 20 psi minimum; 120 psi maximum	
Overall Interior Capacity	Refrigerator – 22.8 cu. ft. (645.2 L); Freezer – 19.2 cu. ft. (543.4 L)	
Approximate Shipping Weight	VCRB – 570 lb. (256.5 kg); VCFB – 585 lb. (263.3 kg)	FDRB – 515 lb. (231.8 kg); FDFB – 550 lb. (247.5 kg)

* Custom panel models (with 3/4" panels) fit flush in 25" deep cabinet openings. They can be installed in standard 24" deep openings with the door face and top grille protruding 3/4" into the room.

Please do not prepare installation from brochure data only. See installation instructions for important clearance/installation information.

Basic specifications – 15" wide undercounter beverage center

Description	15" WIDE UNDERCOUNTER/FREESTANDING REFRIGERATED BEVERAGE CENTER
	VBC11150G
Overall Width	14 7/8" (37.8 cm)
Overall Height	34 1/4" (87.0 cm) minimum; 35" (89.0 cm) maximum
Overall Depth from Rear	Without door panel – 23 5/16" (59.2 cm) To front of door panel – 24 1/16" (61.1 cm) To front of handle – 26 9/16" (67.5 cm)
Cutout Width	15" (38.1 cm)
Cutout Height	34 1/2" (87.6 cm) minimum; 35 1/2" (90.2 cm) maximum
Cutout Depth	24" (61.0 cm)
Electrical Requirements	115VAC/60Hz; 15-amp dedicated circuit; 5' (152.4 cm) power cord attached to product
Maximum Amp Usage	3.0 amps
Maximum Storage Capacity	3.0 cu. ft.
Approximate Shipping Weight	157 lb. (71 kg)

Basic specifications – 24" wide undercounter refrigerator

Description	24" WIDE UNDERCOUNTER/FREESTANDING REFRIGERATOR
	VRC11240D
Overall Width	23 7/8" (60.6 cm)
Overall Height	34 1/4" (87.0 cm) minimum; 35" (89.0 cm) maximum
Overall Depth from Rear	Without door panel – 23 5/16" (59.2 cm) To front of door panel – 24 1/16" (61.1 cm) To front of handle – 26 9/16" (67.5 cm)
Cutout Width	24" (61.0 cm)
Cutout Height	34 1/2" (87.6 cm) minimum; 35 1/2" (90.2 cm) maximum
Cutout Depth	24" (61.0 cm)
Electrical Requirements	115VAC/60Hz; 15-amp dedicated circuit; 5' (152.4 cm) power cord attached to product
Maximum Amp Usage	3.0 amps
Maximum Storage Capacity	5.3 cu. ft.
Approximate Shipping Weight	200 lb. (91 kg)

Basic specifications – 24" wide undercounter beverage center

Description	24" WIDE UNDERCOUNTER/FREESTANDING REFRIGERATED BEVERAGE CENTER
	VBC11240G
Overall Width	23 7/8" (60.6 cm)
Overall Height	34 1/4" (87.0 cm) minimum; 35" (89.0 cm) maximum
Overall Depth from Rear	Without door panel – 23 5/16" (59.2 cm) To front of door panel – 24 1/16" (61.1 cm) To front of handle – 26 9/16" (67.5 cm)
Cutout Width	24" (61.0 cm)
Cutout Height	34 1/2" (87.6 cm) minimum; 35 1/2" (90.2 cm) maximum
Cutout Depth	24" (61.0 cm)
Electrical Requirements	115VAC/60Hz; 15-amp dedicated circuit; 5' (152.4 cm) power cord attached to product
Maximum Amp Usage	3.0 amps
Maximum Storage Capacity	5.3 cu. ft.
Approximate Shipping Weight	200 lb. (91 kg)

Basic specifications – Refrigerated drawers

Description	24" WIDE UNDERCOUNTER/FREESTANDING REFRIGERATED DRAWERS
	VRDI/VRDO1240
Overall Width	23 7/8" (60.6 cm)
Overall Height	34 1/4" (87.0 cm) minimum; 35" (89.0 cm) maximum
Overall Depth from Rear	Without door panel – 23 5/16" (59.2 cm) To front of door panel – 24 1/16" (61.1 cm) To front of handle – 26 9/16" (67.5 cm)
Cutout Width	24" (61.0 cm)
Cutout Height	34 1/2" (87.6 cm) minimum; 35 1/2" (90.2 cm) maximum
Cutout Depth	24" (61.0 cm)
Electrical Requirements	115VAC/60Hz; 15-amp dedicated circuit; 5' (152.4 cm) power cord attached to product
Maximum Amp Usage	3.0 amps
Maximum Storage Capacity	5.3 cu. ft.
Approximate Shipping Weight	200 lb. (91 kg)

* Custom panel models (with 3/4" panels) fit flush in 25" deep cabinet openings. They can be installed in standard 24" deep openings with the door face and top grille protruding 3/4" into the room.

Please do not prepare installation from brochure data only. See installation instructions for important clearance/installation information.

* Custom panel models (with 3/4" panels) fit flush in 25" deep cabinet openings. They can be installed in standard 24" deep openings with the door face and top grille protruding 3/4" into the room.

Please do not prepare installation from brochure data only. See installation instructions for important clearance/installation information.

Basic specifications – 30" wide full-height wine cellar

Description	30" WIDE FULL-HEIGHT WINE CELLAR
	VCWB301
Overall Width	30" (76.2 cm)
Overall Height	82 3/4" (210.2 cm) minimum; 84 1/16" (213.5 cm) maximum
Overall Depth from Rear	To rear of side trim – 22 3/16" (56.4 cm) To front of top grille – 24 1/2" (62.2 cm) To front edge of handle – 27" (68.6 cm)
Cutout Width	29 1/2" (74.9 cm)
Cutout Height	82 7/8" (210.5 cm) minimum; 84 1/16" (213.5 cm) maximum
Cutout Depth	24" (61.0 cm)
Electrical Requirements	115VAC/60Hz; 5' (152.4 cm), 3-wire cord with grounded 3-prong plug attached to product
Maximum Amp Usage	2.0 amps
Maximum Storage Capacity	150 bottles
Approximate Shipping Weight	560 lb. (252.0 kg)

Basic specifications – 15" wide undercounter wine cellar

Description	15" WIDE UNDERCOUNTER/FREESTANDING WINE CELLAR
	VWCI1150G
Overall Width	14 7/8" (37.8 cm)
Overall Height	34 1/4" (87.0 cm) minimum; 35" (89.0 cm) maximum
Overall Depth from Rear	Without door panel – 23 5/16" (59.2 cm) To front of door panel – 24 1/16" (61.1 cm) To front of handle – 26 9/16" (67.5 cm)
Cutout Width	15" (38.1 cm)
Cutout Height	34 1/2" (87.6 cm) minimum; 35 1/2" (90.2 cm) maximum
Cutout Depth	24" (61.0 cm)
Electrical Requirements	115VAC/60Hz; 15-amp dedicated circuit; 5' (152.4 cm) power cord attached to product
Maximum Amp Usage	3.0 amps
Maximum Storage Capacity	24 wine bottles
Approximate Shipping Weight	157 lb. (71 kg)

* Custom panel models (with 3/4" panels) fit flush in 25" deep cabinet openings. They can be installed in standard 24" deep openings with the door face and top grille protruding 3/4" into the room.

Please do not prepare installation from brochure data only. See installation instructions for important clearance/installation information.

Basic specifications – 24" wide undercounter wine cellar

Description	24" WIDE UNDERCOUNTER/FREESTANDING WINE CELLAR
	VWCI1240G
Overall Width	23 7/8" (60.6 cm)
Overall Height	34 1/4" (87.0 cm) minimum; 35" (89.0 cm) maximum
Overall Depth from Rear	Without door panel – 23 5/16" (59.2 cm) To front of door panel – 24 1/16" (61.1 cm) To front of handle – 26 9/16" (67.5 cm)
Cutout Width	24" (61.0 cm)
Cutout Height	34 1/2" (87.6 cm) minimum; 35 1/2" (90.2 cm) maximum
Cutout Depth	24" (61.0 cm)
Electrical Requirements	115VAC/60Hz; 15-amp dedicated circuit; 5' (152.4 cm) power cord attached to product
Maximum Amp Usage	3.0 amps
Maximum Storage Capacity	45 wine bottles
Approximate Shipping Weight	200 lb. (91 kg)

Basic specifications – Ice machines

Description	15" WIDE ICE MACHINES	
	FGIM/FGNI515	FPIM/FPNI515
Overall Width	14 7/8" (37.8 cm)	
Overall Height	33 7/8" (86.1 cm) minimum to 34 7/8" (88.6 cm) maximum	
Overall Depth from Rear	Without door panel – 22" (55.9 cm) To front of door panel – 22 3/4" (57.8 cm) To front of handle – 25 1/4" (64.1 cm)	
Cutout Width	15" (38.1 cm)	
Cutout Height	34 1/4" (86.4 cm) minimum; 35 1/4" (89.5 cm) maximum	
Cutout Depth	24" (61.0 cm)	
Electrical Requirements	115V/60 Hz; 15-amp dedicated circuit; 6' (182.9 cm), 3-wire cord attached to product	
Maximum Amp Usage	5.0 amps	
Inlet Water Requirements	1/4" copper tubing inlet waterline; 20 psi minimum to 80 psi maximum 50° F (10° C) minimum to 100° F (38° C) maximum	
Drain Requirements	5/8" ID x 7/8" OD plastic tubing required	3/8" ID x 10' plastic tubing supplied
Temperature Requirements	50° F (10° C) minimum to 100° F (38° C) maximum	
Maximum Storage Capacity	26 lb. (11.8 kg)	
Approximate Shipping Weight	124 lb. (56.2 kg)	129 lb. (58.5 kg)

* Custom panel models (with 3/4" panels) fit flush in 25" deep cabinet openings. They can be installed in standard 24" deep openings with the door face and top grille protruding 3/4" into the room.

Please do not prepare installation from brochure data only. See installation instructions for important clearance/installation information.

